








**HOPE HALL FOUNDATION SCHOOL  
HOLIDAY HOMEWORK (2024-25)  
CLASS : I**

**ENGLISH**

- 1. Read the nouns in the Stars. Use the colour code to colour the stars.  
Colour code: Person – Red, Place – Blue, Animal – Green, Things – Yellow**



- 2. Learn and write 10 opposite words on an A4 size sheet.**
- 3. Do 10 pages of writing practice in your Cursive Writing Book.**

4. Fill in the blanks with the letter given below to make words:

|                 |              |              |
|-----------------|--------------|--------------|
| OO              | ang          | th           |
| 1. <u>R</u> oom | <u>B</u> ang | <u>T</u> his |
| 2. T _____ I    | S _____      | _____ at     |
| 3. P _____ I    | R _____      | _____ ese    |
| 4. St _____ I   | H _____      | _____ ose    |
| 5. Br _____ m   | G _____      | _____ ere    |

5. Write one naming word with each letter given below:

| Person | Place | Animal | Thing |
|--------|-------|--------|-------|
| R      | I     | E      | T     |
| M      | D     | L      | B     |
| S      | A     | Z      | C     |
| A      | G     | R      | P     |

## MATHEMATICS

Q.1. Write number names from 1 to 50.

Q.2 Write Ordinal numbers from 1 to 10.

Q.3 Learn and write table of 2 & 3.

Q.4 Write what comes after:

- a) 2 \_\_\_\_\_
- b) 4 \_\_\_\_\_
- c) 6 \_\_\_\_\_
- d) 8 \_\_\_\_\_
- e) 3 \_\_\_\_\_

Q.5 Write what comes before:

- a) \_\_\_\_\_ 3
- b) \_\_\_\_\_ 5
- c) \_\_\_\_\_ 7
- d) \_\_\_\_\_ 9
- e) \_\_\_\_\_ 10

Q.6 Write what comes in between:

- a) 2 \_\_\_\_\_ 4  
b) 5 \_\_\_\_\_ 7  
c) 8 \_\_\_\_\_ 10  
d) 7 \_\_\_\_\_ 9  
e) 1 \_\_\_\_\_ 3

Q.7 Put sign > or < or =:

- a) 7 \_\_\_\_\_ 7                      d) 3 \_\_\_\_\_ 5  
b) 6 \_\_\_\_\_ 4                      e) 5 \_\_\_\_\_ 2  
c) 8 \_\_\_\_\_ 9

Q.8 Draw eight balls. Colour first ball red, fifth ball yellow and eighth ball blue.

Q.9 Learn and write names of the months.

Q.10 Learn and write days of the week.

## HINDI

प्रश्न 1. स्वर - अ से अः तक लिखिए।

प्रश्न 2. व्यंजन - क से ह तक लिखिए।

प्रश्न 3. बिना मात्रा के दस शब्द लिखिए, (दो अक्षरों वाले पाँच तथा तीन अक्षरों वाले पाँच)

प्रश्न 4. छूटे हुए अक्षर भरिए:

- i) ध + \_\_\_\_\_ = धन  
ii) द + \_\_\_\_\_ = दस  
iii) \_\_\_\_\_ + ल = नल  
iv) फ + ल = \_\_\_\_\_  
v) ख + त = \_\_\_\_\_  
vi) ठ + ग = \_\_\_\_\_

प्रश्न 5. चित्र देखकर शब्दों को पूरा कीजिए:



कम \_\_\_\_



ब \_\_ न



\_\_ टर



न \_\_\_\_ न

प्रश्न 6. नीचे दिये गये वर्णों को सही स्थान पर पहुँचाइये:

|   |   |   |   |   |   |
|---|---|---|---|---|---|
| ख | इ | क | त | ऐ | ए |
| ऊ | च | उ | ल | ई | न |
| अ | ग | आ | द | ओ | ध |

| स्वर | व्यंजन |
|------|--------|
|      |        |
|      |        |
|      |        |
|      |        |

प्रश्न 7. पुस्तक में पृष्ठ-12 पर दी गई कविता “हम बच्चे” याद करें।

प्रश्न 8. हिन्दी में 1 से 10 तक गिनती लिखें व याद करें।

प्रश्न 9. अपने बारे में पाँच पंक्तियाँ याद करें।

प्रश्न 10. चित्र बनायें व रंग भरें:

1) छाता                      2) नल                      3) टमाटर                      4) फल

प्रश्न 11. नीचे दी गई मात्रा के दो-दो शब्द लिखें:

1) आ

2) इ

3) ई

प्रश्न 12. पाँच पृष्ठ सुलेख के लिखें।

## ENVIRONMENTAL EDUCATION

Q1. Who am I ?

I help you to taste \_\_\_\_\_

I help you to walk and run \_\_\_\_\_

I help you to hold the things \_\_\_\_\_


**Q2. Match .**

|                          |           |
|--------------------------|-----------|
| We wear a tie round our  | shoulders |
| We hold a bat with our   | neck      |
| We carry our bags on our | waist     |
| We wear shoes on our     | hands     |
| We wear a belt round our | feet      |






**Q3 Draw and write the names of your favourite (A4 size sheet)**

- a. Food      b. Toy      c. vegetable      d. animals

**Q4. Label the parts of a face , head, eyebrow , ear , teeth, eye, tongue , eyelid and lips**



**Q5 Fill in the appropriate group with the right word..**

|  |  |  |  |  |
|---|---|---|--|---|
| see   | smell   | hear  | taste  | touch   |
| -----   | -----   | -----   | -----  | -----   |
| -----   | -----   | -----   | -----  | -----   |
| -----   | -----   | -----   | -----  | -----   |
| -----   | -----   | -----   | -----  | -----   |
| radio   | fur   | flower  | pickles  | cheese  |
| perfume   | bird  | apple   | song   | bark  |
| gasoline  | voice   | feather   | smoke  | cry   |
| clouds  | picture   | photo   | sunset   | soap  |
| chocolate   | velvet  | spices  | silk   | satin   |

## CRAFT

1. Make a collage with glazed paper on two separate A3 size sheets.  
Topic - My favourite fruit and favourite vegetable.

## ART

- 1- Draw a poster on "Save Environment", colour it with pencil colours and use sketch pen for outline.
- 2- Write a slogan on "Save Girl Child", colour it with pencil colours and use sketch pen for outline.
- 3- Draw any Fruit and Flower of your choice, colour it with primary and secondary colours (use pencil colours for filling the object and sketch pen for outline).
- 4- Complete first five pages of Art Book.

## COMPUTER



1. Monitor

2 Printer

3. Mouse

4. CPU

5 Keyboard

6. Speakers

2. Join the wire to the correct place



## GENERAL KNOWLEDGE

Q1. Draw or paste pictures of the following on A4 size sheet.

1. National Flower of India.
2. National animal of India.
3. National Fruit of India.
4. National Tree of India.
5. National bird of India.

Q2. Make a colourful collage on the monuments of Delhi on A4 size sheet and decorate it.

Q3. Paste pictures of the following musical instruments on A4 size sheet .

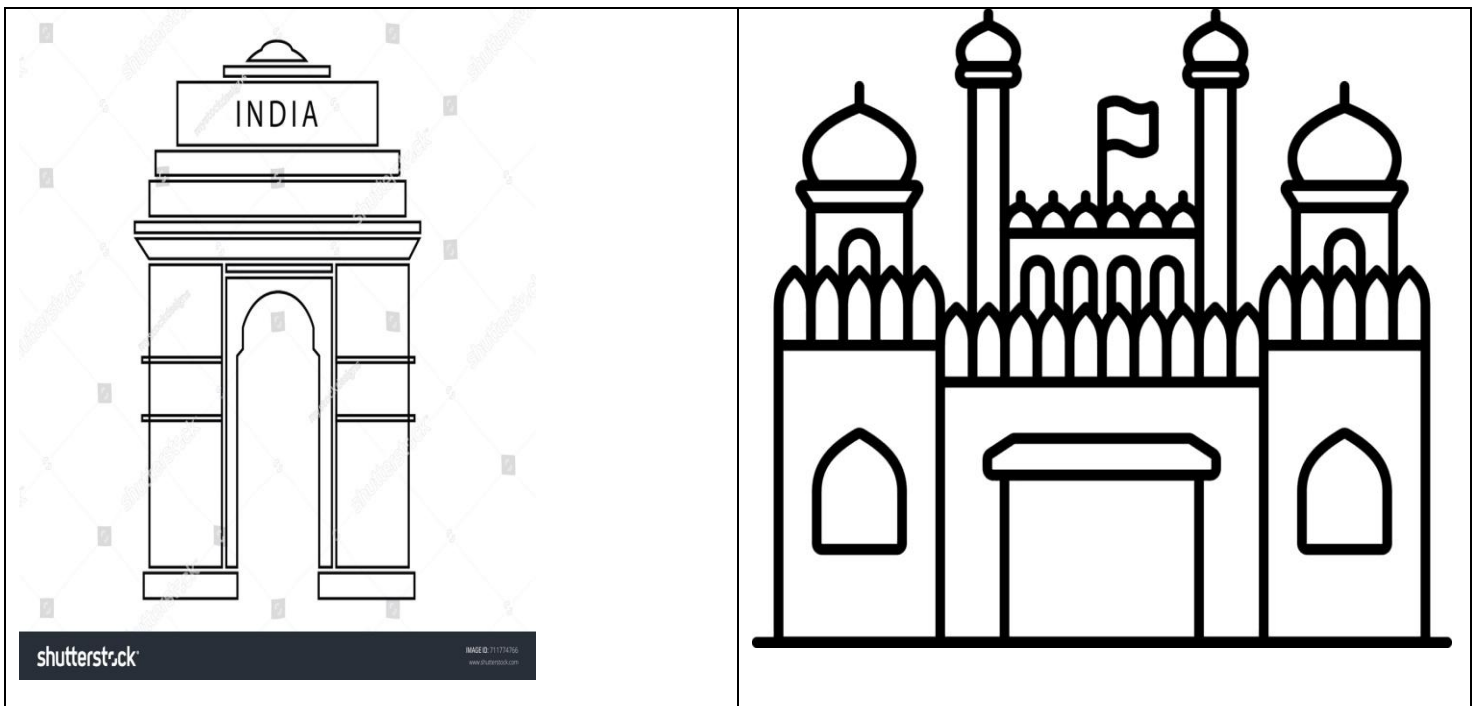
1. Guitar
2. Flute
3. Tabla
4. Piano
5. Violin

Q4. Paste pictures of following personalities on A4 size sheet and write their names.

Prime Minister of India

President of India

Q5. Recognize the following pictures , colour and label them.



**NOTE: Do all the holiday homework in the separate note books.**

