



**HOPE HALL FOUNDATION SCHOOL
HOLIDAY HOMEWORK (2024-25)
CLASS : II**

ENGLISH

Q1. Imagine you are visiting a Zoo. Write the names of Animals you would see , also put their names in alphabetical order and paste pictures. (Do it on an A4 Size sheet).

Q2. Name and paste the pictures of the following in a Scrap book.

1. 3 Things that are Yellow
2. 3 Things that are Red
3. 3 Things that need electricity.
4. 3 Seasons
5. 3 Wild Animals
6. 3 Vegetables
7. 3 Fruits
8. 3 Indian Monuments

Q3. Write a paragraph on “ALL ABOUT ME”. Use the hints given below:

Hints: my birthday, my favourite school subject, food, colour, place to visit, movie, animal, what makes me happy, my friends.

Q4. Do 10 pages of writing practice.

MATHEMATICS

Q1. Write all the odd numbers from 1 to 20.

Q2. Write all the even numbers from 1 to 20.

Q3. Write the following numbers in words:

- (a) 124
- (b) 236
- (c) 505
- (d) 715
- (e) 999

Q4. Write :

- (a) How many hundreds are there in 965?
- (b) How many tens are there in 642 ?
- (c) How many ones are there in 348?

Q5. Fill in the blanks :

- (a) _____ comes just after 358.
- (b) _____ comes just before 600.
- (c) _____ comes just between 256 and 258.
- (d) 800 is in between of _____ and _____
- (e) 150 is in between _____ and _____

Q6. Learn and write days of the week.

Q7. Learn and write tables from 2 to 5

Q8. Learn and write the names of months of the year.

Q9. Draw and colour the following shapes:

- (a) Square
- (b) Rectangle
- (c) Triangle
- (d) Circle
- (e) Oval

Q10. Fill in the missing numbers:

- (a) 515, 520, 525, _____, _____, _____, _____, 550.
- (b) 702, 704, 706, _____, _____, _____, _____, 716.
- (c) 810, 820, 830, _____, _____, _____, _____, 880.

HINDI

प्रश्न १ एक ड्राइंग शीट पर किन्हीं पाँच फूलों के चित्र बनाओ व लिखो की फूलों से क्या - क्या बनता है ?

प्रश्न २ प्रतिदिन पाँच शब्दों वाली शब्द - सीढ़ी बनाये।

प्रश्न ३ आपने कौन - कौन से पक्षी देखे हैं ? अपने मनपसंद पक्षी का चित्र एक ड्राइंग शीट पर बनाकर पुरानी व्यर्थ पड़ी चीज़ों से सजाओ। इस पक्षी के बारे में पाँच वाक्य लिखो व याद करो।

प्रश्न ४ पाठ एक व दो में से ऐसे दस शब्द चुनकर लिखो जिनके पहले अक्षर में ये मात्राएँ लगी हों। (ए - ४ साइज शीट)

ी े ू ि ा


प्रश्न ५ कोई दो कवितायें हाव - भाव सहित याद करो।

प्रश्न ६ प्रतिदिन कोई एक शब्द चुनो और उससे वाक्य बनाओ -


उदाहरण : फूल : मुझे फूल बहुत पसंद हैं।

प्रश्न ७ नीचे दिए गए जानवरों के पाँव ढूँढने में मदद करने के लिए जानवरों को उनके सही पाँव से रेखा खींचकर मिलाये।


अरे ! मेरे पाँव कहाँ गये ?



प्रश्न 8 शब्द - पहेली



क		
म	ग	
		थ



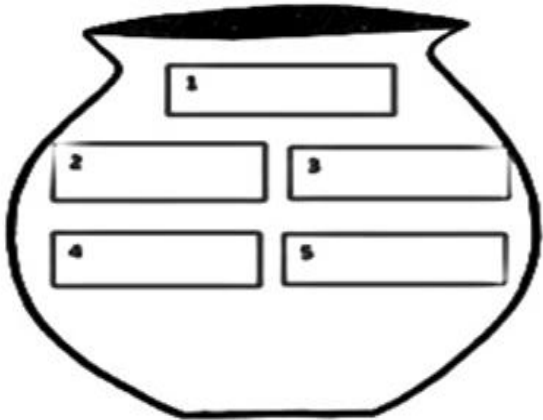
		र	त
क			श



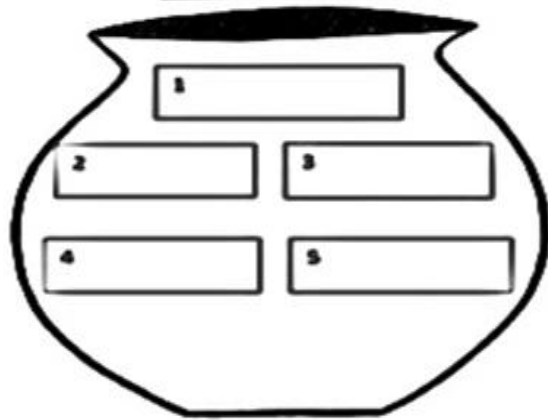
प्रश्न 9 मटके में रखे 'इ' और 'ई' की मात्रा वाले कुछ शब्द मिल गए हैं, उन्हें अलग - अलग मटके में लिखें।



ि इ



ी ई




प्रश्न 10 पाठ 1 व 2 में पढ़ाये गये शब्द अर्थ याद कीजिए -

ENVIRONMENTAL EDUCATION

Q1. Make a paper bag with a newspaper .Write a message on it about “How to Save Our Environment.”

Q2.Draw this given rangoli on A4 size sheet and colour it neatly .



Q3. Some parts in our body are in pairs. Write their names and draw their pictures.

Q4. Write good manners on A4 size sheet and decorate the sheet. (at least 10 manners)

Q5. Draw or paste pictures of ten objects which are made of wood on A4 size sheet and write five sentences how trees are useful for us.

Q6. Make a colourful collage on different festivals of India on A4 size sheet.









Q7. Make a chart on the safety rules at home and in classroom.

Q8. Do the activity given on page no 29 in your book under the title ‘ Fun at Home’

G.K.

Q1. Draw or paste the picture of a Tree house. Write 2 – 4 lines about it. (On A-4 Size Sheet)

Q2. Look at the picture and match with their names.

	Traffic Police	
	Doctor	
	Mason	
	Farmer	
	Postman	
	Carpenter	

Q3. Write the names of Seven Wonders of the World . Which one is your favourite , learn 5 lines about it.

COMPUTER

Q1.Label the parts of computer.

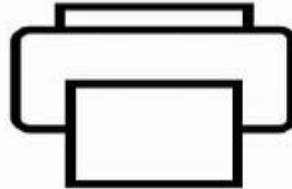


Q2. Draw and colour the following parts of a computer as instructed (Do it in your notebook)

a) KEYBOARD (PINK)



b) MOUSE (RED)




c) PRINTER(BLUE)



d) MONITOR (YELLOW)



e) CPU (GREEN)



ART

- 1- Draw a poster on “Save Environment” and colour it with pencil colours and use sketch pen for outline.**
- 2- Write a slogan on “Save Girl Child” and colour it with pencil colours and use sketch pen for outline.**
- 3- Draw any Fruit and Flower of your choice and colour it with primary and secondary colours (use pencil colours for filling the object and sketch pen for outline).**
- 4- Complete first five pages of Art Book.**

CRAFT

- 1. Full form of FAMILY is ‘Father and Mother I Love You’.**

On an A3 size sheet draw your family tree and paste the pictures of yourself, your mother, your father and grandparents. Also write their names along with their photos.

- 2. Create a beautiful Thumb painting on an A3 sheet by using poster colors or water colors.**