




HOPE HALL FOUNDATION SCHOOL  
HOLIDAY HOMEWORK (2024-25)  
CLASS : III

**ENGLISH**

**Note:** Do the given work on A-4 Size sheets.


1. Describe your Family in about 100-150 words. Write how do you help your family members in daily life.
2. Paste 10 pictures of each Singular Noun and Plural Noun. Also name them, one is done for you.

For eg: Singular




Book

Plural



Books

3. Write 5 Adjectives (describing words) showing facial expressions. Paste/ Draw the pictures and write the expression as shown below:



4. Write 5 each of Common, Proper and Collective Nouns also draw or paste the pictures on A-4 size sheets.

**MATHEMATICS**

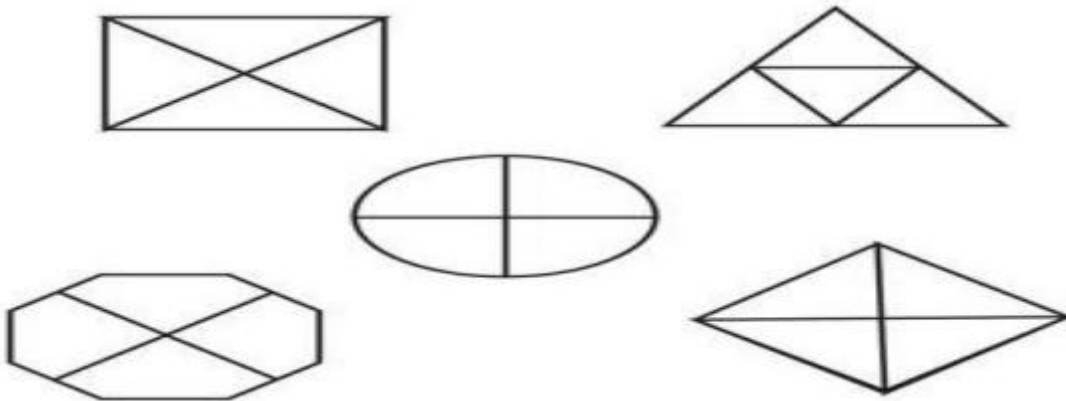
**Q1.** Do two addition , subtraction and multiplication sums everyday in a thin notebook.

**Q2.** Learn the tables from 2 to 10.

**Q3. Write the Roman numerals for each of the following :**

| S.NO | NUMBERS | ROMAN NUMERALS |
|------|---------|----------------|
| a    | 45      |                |
| b    | 27      |                |
| c    | 35      |                |
| d    | 15      |                |
| e    | 10      |                |

**Q4. Colour one - fourth of each of the following :**



**Q5. Use any three – cards and make 6 different numbers .**



First one is done for you:

|                |            |            |            |            |            |            |
|----------------|------------|------------|------------|------------|------------|------------|
| <b>2, 4, 6</b> | <b>246</b> | <b>264</b> | <b>426</b> | <b>462</b> | <b>624</b> | <b>642</b> |
|                |            |            |            |            |            |            |
|                |            |            |            |            |            |            |
|                |            |            |            |            |            |            |
|                |            |            |            |            |            |            |

• Which is the biggest number you made ?

Answer : \_\_\_\_\_

• Which is the smallest number you made ?

Answer : \_\_\_\_\_

Q6 .Complete the series :

|      |      |      |      |      |      |      |      |  |      |
|------|------|------|------|------|------|------|------|--|------|
| 5061 |      | 5063 |      | 5065 |      | 5067 |      |  | 5070 |
|      | 5072 |      |      |      | 5076 |      |      |  |      |
| 5081 |      |      | 5084 |      |      |      | 5088 |  | 5090 |
|      |      |      |      |      |      | 5097 |      |  |      |

Q3. Sort the following numbers as even or odd.

The image shows a sorting activity for even and odd numbers. There are two houses: one labeled 'EVEN' and one labeled 'ODD'. Below the houses are several numbers in colored boxes:

- 6543 (red box)
- 7622 (yellow box)
- 8008 (blue box)
- 3766 (yellow box)
- 2121 (white box)
- 8968 (white box)
- 2333 (white box)
- 4368 (red box)
- 7532 (white box)
- 2469 (red box)
- 7070 (red box)

## HINDI

प्र 1 पंचतंत्र पुस्तक की कम से कम तीन कहानियाँ शिक्षा सहित सुंदरता से लिखिए।

प्र 2 आपको जो कार्टून पसंद है उसका चित्र बनाइए।

प्र 3 ग्यारह स्वरों से दो- दो शब्द बनाकर सुंदरता से लिखिए।

प्र 4 हिंदी समाचार पत्र पढ़ें। दो- दो शब्द काटकर प्रतिदिन चिपकाए तथा सरल वाक्य बनाए। कम से कम पचास शब्द जरूर लिखें।

प्र 5 अपनी स्कूल डायरी से राष्ट्र गान देखकर लिखें ( पाँच बार सुलेख के रूप में)।

नोट: संपूर्ण गृहकार्य एक पतली कॉपी में करना है।

## SCIENCE

**Note: Do the work in a thin notebook.**

Q1. Collect the materials namely baking soda, pepper, turmeric, rice, salt, sugar etc. Mix each of these in separate glasses of water. Notice which materials are soluble and which are not. Tabulate your observations in your notebook.

- Name of the material-
- Soluble-
- Insoluble-

Q2. Some food items are given below Think and write down some healthy food to replace each of them.

| Food items      | Healthy food |
|-----------------|--------------|
| a. Burger       | _____        |
| b. Pizza        | _____        |
| c. Cold drinks  | _____        |
| d. Potato chips | _____        |
| e. Ice cream    | _____        |

Q3 List the characteristics of living things.

Q4 Define the following terms.

- Herbivores
- Carnivores
- Omnivores
- Reproduction
- Natural things
- Human-made things
- Food chain.

Q5 Make posters on A4 size sheet on the topic **“Save our planet Earth”**.

## SOCIAL STUDIES

Q1. Prepare one chart on the topic **“Save Environment”** and write a catchy slogan on it.

Q2. Paste pictures of traditional dresses of any five states of India on A4 size sheet and decorate it.

Q3. Make a colourful collage on **A4** size sheets showing the dresses, food, monuments, crops, festivals etc. of the given cities separately about each of them and compile all sheets in a folder.

- Chandigarh
- Jaipur
- Lucknow
- Ahmedabad

Q4. Make a list of five occupations that you like. Make a colourful presentation on **A4** size sheet on the topic **“What Would You Like to Become When You Grow Up and Why ?”**

Q5. Learn the following :

1. Question & Answers of lesson 1 & 2 .

2. Capitals of all the states & union territories of India.
3. Mark & learn continents & oceans of the world on the physical map of the world.( paste map on **A4** size sheet)

Q6. Read the following and answer the questions given below.

- Every country has symbols which tell us about the identity, values and culture of that country.

Such symbols are called NATIONAL SYMBOLS.

- The national symbols of our country are :

--National Flag: **Tricolour flag**

--- National Emblem: **Seal of the Government of India.**

---National Anthem: **Jana-gana-mana**

---- National Bird: **Peacock**

---- National Animal: **Royal Bengal Tiger**

----National Flower: **Lotus**

- Our National Symbols represent the culture and values of our country.

They show that “**WE ARE ONE**”.

Q1. Write four rules that we must follow with regard to our national flag?

Q2. What is the seal of the Government of India? Where can we see it?

Q3. How will you show respect to your national anthem?

Q4. Write three sentences on the national animal of India.

Q5. Fill in the blanks:

- a. The \_\_\_\_\_ has 24 spokes.
- b. Our national emblem has \_\_\_\_\_ lions .
- c. The national anthem was first sung in \_\_\_\_\_.
- d. To protect tigers, a special project called \_\_\_\_\_ was started by the government.
- e. We must never \_\_\_\_\_ a dirty or \_\_\_\_\_ flag.

Q6. Learn and write Our National Anthem.(on A4 size sheet)

**Note( Compile all sheets of S.St in a folder and decorate the folder )**

## **GENERAL KNOWLEDGE**

Q1. Prepare a colourful collage with the help of newspaper cutting on A4 size sheet on the current affairs from 25<sup>th</sup> May to 25<sup>th</sup> June 2024.

Q2. Prepare a colourful chart on the traffic symbols and rules.

Q3. Paste pictures of following personalities on A4 size sheet and write about them.

1. Swami Vivekanand
2. B. R. Ambedkar
3. Ratan Tata
4. Lata Mangeshkar

Q4. Make a colourful collage on A4 size sheet on the topic “ The Space travellers”( Astronauts)

Q5. Make a food Pyramid on A4 size sheet and write about balance diet.

## CRAFT

1. Draw and color Mandala Art on an A3 sheet. Color it using primary colors only.
2. Make a fish with an old CD. Refer page 17 and 31 of your Aesthetic skill book.

## ART

- 1- Draw a poster on "Save Environment" and colour it with pencil colours and use sketch pen for outline.
- 2- Write a slogan on "Cleanliness" and colour it with pencil colours and use sketch pen for outline.
- 3- Draw a painting on "Save Girl Child" and colour it with pencil colours and use sketch pen for outline.
- 4- Complete five pages of Art Book(**Page no 3 to 8**)

## COMPUTER

1. **PROJECT-** Paste the pictures of various fields from newspaper and magazines in your note book where computers are used
2. Arrange the following jumbled letters into meaningful words and write a sentence about it.

|    |          |
|----|----------|
| 1  | YBAODEKR |
| 2. | POTLPA   |
| 3. | OUMES    |
| 4. | ERPTINR  |
| 5. | EAPSEKR  |

3. Write a brief note in your computer note book about Snipping tool.